
Material composition












PROJECT

High Hill Cottages
Oxhill Rd
CV35 0SS
0151 346 2301
65486

CUSTOMER

John Felgate
Banbury Rd
CV35 0SX
0151 346 2300
Customer-No.: Plumbing & Heating Ltd
Contact: John Felgate

STIEBEL ELTRON
Technik zum Wohlfühlen

Position	ID	Quantity	Name
Heat pump			
1	 232492	1	Air Water heat pump WPL 25 AS
2	 233623	1	Connection kit AS-WP 2
3	 185579	1	Remote control FE 7
4	 220824	1	Buffer cylinder SBP 400 E
5	 233826	1	Hydraulic module HMS Trend
6	 233750	1	Connection set ASL-HM Tend
7	 233602	1	Compact installation WPKI-HK E
8	 234348	1	Warm water cylinder SBBE 301 WP (UK 228944)
9	 229336	1	Internet-Service Gateway ISG web
10	 003711	1	Connection components SBP
11	 233719	1	Circulation pump DHW UPZ

Air|Water heat pump WPL 25 AS

Wärmepumpe



Categorie	
Position	1
ID	232492
Quantity	1

APPLICATION: Inverter air | water heat pump with output-dependent control, designed as a mono block appliance for compact outdoor installation. Can be used to provide DHW and central heating in new builds and modernisation projects due to the high flow temperatures. □

EQUIPMENT/CONVENIENCE: Optimum noise reduction due to encapsulated refrigerant circuit and isolated compressor. The wide gaps between the evaporator fins create low air resistance and, in combination with the modulating fan, result in a low sound power level. The combined vapour/enhanced saturated vapour injection cools the scroll compressor at low outside temperatures, enabling a higher heating output/flow temperature to be achieved. In combination with the ISG (optional accessory), the heat pump controller (accessories) can be used to control the system via a home network or a mobile terminal device. With integral heat and electricity metering via refrigerant circuit data. An emergency/booster heater enables mono energetic operation. The refrigerant circuit is hermetically sealed, tested for tightness at the factory and filled with safety refrigerant R410A. □

EFFICIENCY: The waste heat from the inverter is used to raise the return temperature, thereby increasing the overall efficiency of the system. Demand-dependent and energy efficient defrosting by reversing the circuit. The condensate pan is heated by the refrigerant circuit to enable efficient defrosting. □

INSTALLATION: Integral anti-vibration coupling for direct connection to the heating system. Pivoting electrical connection field for better accessibility. Quick access to the condensate tray via cleaning aperture at the rear. The metal casing is corrosion-protected and made from galvanised and powder-coated sheet steel, with an Alpine white stove enamel finish. The fan grille, moulded recesses and cover are made from weather-proof and UV-resistant plastic in Aluminium white. □

Connection kit AS-WP 2

Wärmepumpe > Luft|Wasser-Wärmepumpen > Zubehör



Categorie	
Position	2
ID	233623
Quantity	1

Remote control FE 7

Wärmepumpe > Regelungstechnik > Zubehör Regelungstechnik



Categorie	
Position	3
ID	185579
Quantity	1

Analogue remote control with integral sensor for capturing the room temperature. For adjusting the set room temperature by +/- 5 K and for changing operating modes: day mode, setback mode and program operation. This remote control may be used in connection with WPM 3, WPM II, WPM 2.1 and WPMi for both heating circuits.

Buffer cylinder SBP 400 E

Wärmepumpe > Zubehör Heizung > Heizungs-Pufferspeicher



Categorie	
Position	4
ID	220824
Quantity	1

APPLICATION: Buffer cylinders for heat pump heating systems (SBP 700 E | SOL can also be used in cooling mode). They serve for hydraulic separation of the heat pump flow and the heating circuit flow, for extending heat pump runtimes and for storing heating energy. For use in detached and two-family houses, depending on nominal capacity. Optional integration of solar thermal backup for 'SOL' types. □

EQUIPMENT: Steel cylinder with directly applied foam insulation, hydraulic connections arranged at the front one above the other, plus connectors for optional fitting of threaded immersion heaters. With 'SOL' types, one internal indirect coil for solar connection. Cylinder casing consisting of outer plastic jacket in pure white, plus cylinder cover and plinth trim in grey. □

EFFICIENCY: Low heat losses due to highly effective thermal insulation. Designed for connecting heat pumps with high flow rates on the primary side.

Hydraulic module HMS Trend

Wärmepumpe



Categorie	
Position	5
ID	233826
Quantity	1

Hydraulic module for indoor installation; quick and simple to install due to high level of integration. Hydraulic connection between the heat pumps WPL 10 AC(S), WPL 13/18 E, WPL 15/20/25 AC(S), WPL 33 HT, WPL Trend series and the hydraulic module of the HM or HM Trend series. The HM is equipped with a robust metal casing made from galvanised, powder-coated and stove-enamelled sheet steel. The casing of the HM-Trend series consists of an insulated EPP appliance cover. All relevant heating components, such as the highly efficient circulation pump for the heating and DHW side, a multi stage electric emergency/booster heater for mono energetic operation and pasteurisation, 24 litre heating expansion vessel, safety valve, quick action air vent valve and the 3/2-way diverter valve for DHW heating are already integrated. The system is controlled via the integral WPM 3 heat pump manager with illuminated symbol and plain text display, which enables fully automated, weather-compensated control of the heating system. An optional ASL-HM insulated connector block can be used, which simplifies hydraulic connection.

Connection set ASL-HM Tend

Wärmepumpe > Luft|Wasser-Wärmepumpen > Zubehör



Categorie	
Position	6
ID	233750
Quantity	1

The ASL-HM or AS-HM Trend connector block can be used for simplified connection of the hydraulic module.

Compact installation WPKI-HK E

Wärmepumpe > Zubehör Heizung > Kompaktinstallationen



Categorie	
Position	7
ID	233602
Quantity	1

Insulated pump assembly for one heating circuit without mixer, with integral HE circulation pump, shut-off valves with thermometer and gravity brake, including opening mechanism. 1 EPP complete insulation set with white wall mounting bracket cover. Flow on the r.h. side. The pump assembly is suitable for buffer cylinder or wall mounted installation.

Warm water cylinder SBBE 301 WP (UK 228944)

Wärmepumpe > Zubehör Warmwasser > Warmwasserspeicher



Categorie	
Position	8
ID	234348
Quantity	1

APPLICATION: DHW cylinder for heat pump operation, for use in detached and semi-detached houses and apartment buildings, depending on the nominal capacity and heat transfer surface area. Optional integration of solar thermal backup for 'SOL' types. □

EQUIPMENT: Enamelled steel cylinder with directly applied foam insulation, equipped with a controlled impressed current anode for additional corrosion protection. One internal indirect coil for connecting a heat pump and another for solar connection in relation to 'SOL' types. With inspection flange inside the cylinder, can be fitted with an optional flanged immersion heater behind the front fascia. Recessed grips to support handling. Equipped with a temperature sensor for connection to the heat pump control unit and an integral sensor for temperature capture as well as a programming unit with display for indicating the available amount of DHW. Hydraulic connections arranged to the rear, may be rerouted to the top using accessory assemblies. Cylinder casing consisting of two plastic side panels and a cylinder cover finished in pure white, plus front fascia in Eloxal silver. Rectangular shaped cylinder. □

EFFICIENCY: Extremely low heat losses thanks to highly effective thermal insulation. Large volume of mixed water due to matched inlet and outlet technology. Current available amount of mixed water or heat content is displayed.

Internet-Service Gateway ISG web

Wärmepumpe > Regelungstechnik > Zubehör Regelungstechnik



Categorie

Position

9

ID

229336

Quantity

1

Ethernet Gateway in wall mounting enclosure to connect the WPM and LWZ controllers to the internet. Automatic transfer of appliance data to the STIEBEL ELTRON Internet Service Portal. Data transfer via DSL. Controller operation via computer, notebook or tablet browser. Connectable to the heat pump manager for compatible heat pump types and LWZ integral units.

Connection components SBP

Wärmepumpe > Zubehör Heizung > Kompaktinstallationen



Categorie

Position

10

ID

3711


Quantity

1

One set of adaptor fittings with female threads for the hydraulic connection of the SBP buffer cylinder with 200 - 700 l capacity. Only required if no compact installation is used.

Circulation pump DHW UPZ

Wärmepumpe > Zubehör Warmwasser > Zubehör Warmwasserspeicher

**Categorie****Position****11**

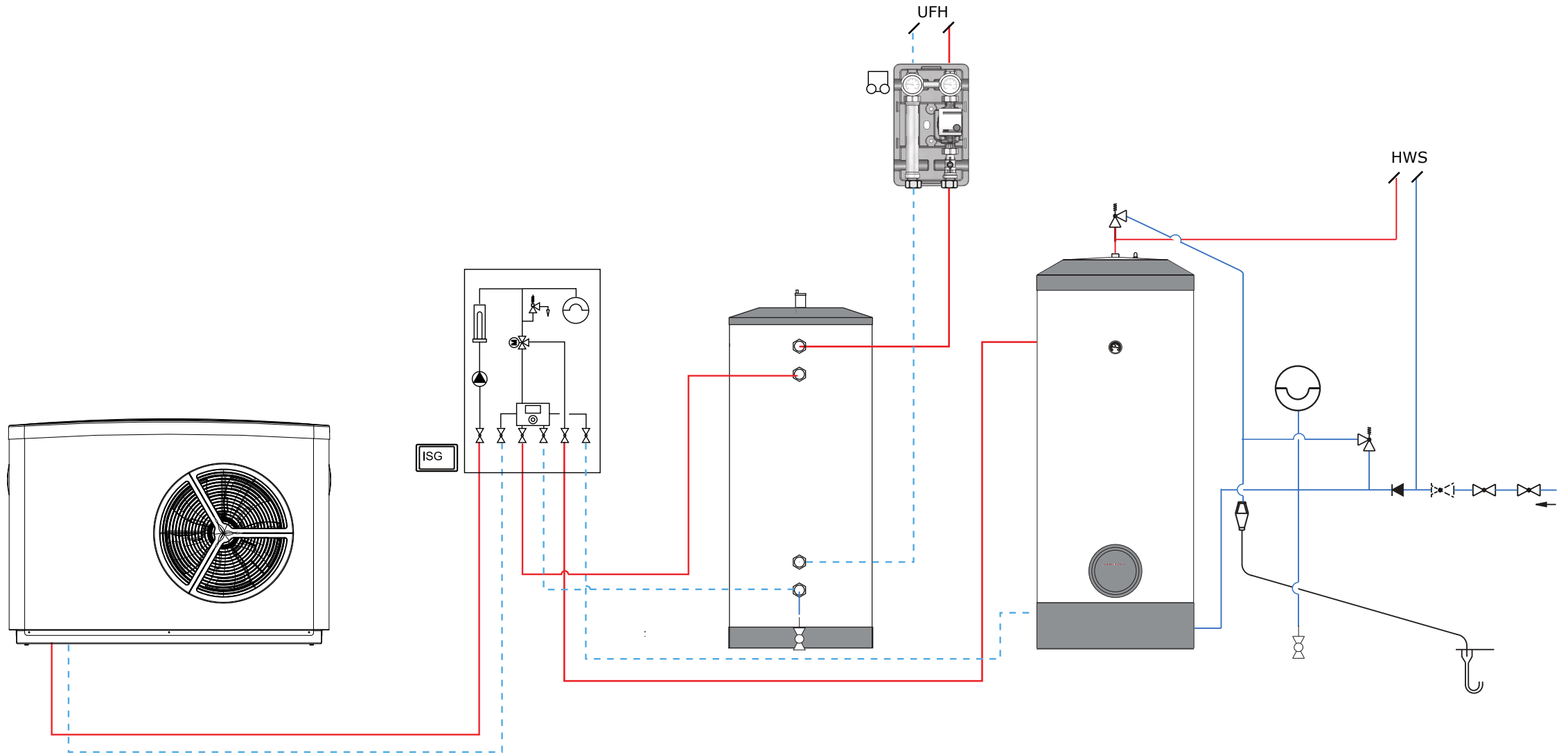
ID

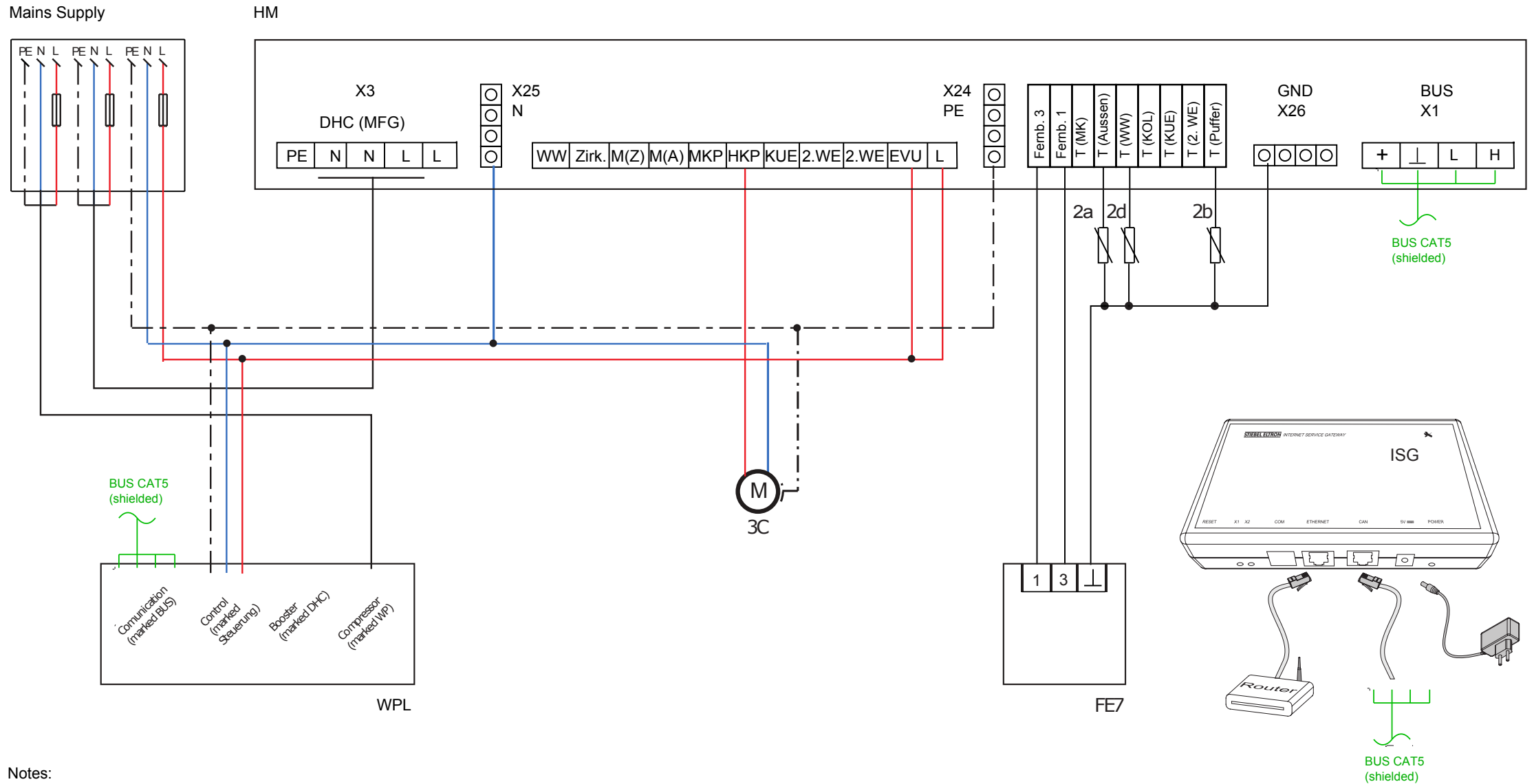
233719

Quantity

1

Highly efficient DHW circulation pump with automatic ventilation mode and insulation shell, for use in detached houses and apartment buildings. The DHW circulation pump can be controlled via electronic control thermostat and/or time switch. The rotary selector can be used to select a temperature at which the pump will automatically switch off. This allows the pump run time and the electric energy demand for DHW provision to be reduced to a minimum.





Notes:
Please read in conjunction with the product manuals supplied.

Isolators have been omitted for clarity.

Pos. 1	Heat pump	Pos. 10	Fill & drain valve
Pos. 1-1	Exhaust air module: LWM 250	Pos. 11	Oil fired boiler / Gas fired boiler
Pos. 1-2	Cooling module: WPAC	Pos. 12	Electric central heating
Pos. 2	Control unit: WPMW	Pos. 13	Mixing valve
Pos. 2-1	Swimming pool module: MSMW	Pos. 14	Mixing valve actuator
Pos. 2-2	Remote control: FE 7	Pos. 15	Heating control unit
Pos. 2-3	Remote control cooling: FEK	Pos. 16	Remote set value selector
Pos. 2 a	Temperature sensor: Outside temperature	Pos. 17	Temperature sensor: Outside temperature
Pos. 2 b	Temperature sensor: Return temperature	Pos. 18	Temperature sensor: Flow temperature
Pos. 2 c	Temperature sensor: Flow temperature, DHW "off"	Pos. 19	Air vent valve
Pos. 2 d	Temperature sensor: Flow temperature, DHW "on"	Pos. 20	Solid fuel boiler
Pos. 2 e	Temperature sensor: Mixer control	Pos. 21	Motorised valve / Solenoid valve
Pos. 2 f	Temperature sensor: Heat source 2	Pos. 22	Diverter valve
Pos. 2 g	Temperature sensor: Heat source	Pos. 23	Threaded immersion heater
Pos. 2 h	Temperature sensor: Swimming pool water heating	Pos. 24	Heat exchanger
Pos. 2 k	Temperature sensor: solar panel	Pos. 25	Combi cylinder
Pos. 2 ko	Temperature sensor: solar panel East	Pos. 26	DHW cylinder
Pos. 2 kw	Temperature sensor: solar panel West	Pos. 27	Central control thermostat
Pos. 2 l	Temperature sensor 1: return flow temperature increase	Pos. 28	Cold water - safety equipment assembly
Pos. 2 m	Temperature sensor 2: return flow temperature increase	Pos. 29	Controller: Swimming pool water
Pos. 2 p	Temperature sensor: solar buffer cylinder	Pos. 30	Control thermostat
Pos. 2 r	Temperature sensor: additional solar buffer cylinder	Pos. 31	Relief valve
Pos. 2 s	Temperature sensor: solar system hot water/ cooling	Pos. 32	cap valve
Pos. 3	Circulation pump: Heat pump - heat source	Pos. 33	Line regulating valve
Pos. 3 a	Circulation pump: Heat pump - heating side	Pos. 34	Temperature differential controller
Pos. 3 b	Circulation pump: DHW heating	Pos. 35	Flow limiter
Pos. 3 c	Circulation pump: Heating circuit 1	Pos. 36	High limit thermostat - underfloor heating system
Pos. 3 d	Circulation pump: Heating circuit 2	Pos. 37	Zone valve
Pos. 3 e	Circulation pump: Swimming pool	Pos. 38	Inflow tube
Pos. 3 f	Circulation pump: Solar DHE heating	Pos. 39	Filter / strainer
Pos. 3 f.1	Circulation pump: Solar heating system	Pos. 40	Fancoil
Pos. 3 f.2	Circulation pump: Solar Swimming pool	Pos. 41	Instantaneous water heater DHE
Pos. 3 fo	Circulation pump: Solar panel East	Pos. 42	Solar panel
Pos. 3 fw	Circulation pump: Solar panel West	Pos. 43	Electrical heating flang
Pos. 3 g	Circulation pump: Solid fuel boiler		
Pos. 3 x	Circulation pump: Cooling - heat source	Pos. I	Heat utilisation system
Pos. 3 y	Circulation pump: Heat pump - heat source	Pos. II	Heat source system
Pos. 4	Compact installation: WPKI	Pos. III	Solar panel
Pos. 5	Safety valve	Pos. IV	Cooling system
Pos. 6	Expansion vessel	Pos. V	Radiator heating system
Pos. 7	Buffer cylinder/ low loss header	Pos. VI	Underfloor heating system
Pos. 8	Anti-vibration mount	Pos. VII	DHW
Pos. 9	Non-return valve	Pos. VIII	Swimming pool water

Legal note

Stiebel Eltron shall not provide any guarantees that the information, values and data provided, or values, information and recommendations determined with the aid or on the basis of such information, values and data, are complete, accurate, correct or current in every respect.

Stiebel Eltron shall reserve the right to make changes to the data, values and information provided at any time and without prior notification.

Errors excepted. Subject to changes.

None of the information, values and data provided or the values, information and recommendations determined with the aid or on the basis of such information, values and data constitutes any basis for a financial decision or for any other purpose, but rather is merely initial non-binding information as an initial guide.

Under no circumstances should the following design tool be considered a substitute for consultation with Stiebel Eltron or another authorised expert engineer.

Please contact Stiebel Eltron or another authorised expert engineer in relation to specific project design.

Stiebel Eltron shall accept no liability for losses of any kind that may arise from the use of information, values and data provided, or values, information and recommendations determined with the aid or on the basis of such information, values and data. This exclusion of liability shall not apply if the loss is due to intent or gross negligence on the part of Stiebel Eltron or in the event of a fatality, physical injury or damage to health.