






















Product Category	Convector Heaters	Duo Convector	Rapid Fan Heaters	Storage Heaters	Bathroom Radiators
------------------	-------------------	---------------	-------------------	-----------------	--------------------



Product Type	Trend		Plus	Premium	Premium	Trend	Premium	Plus		Plus
	CNS Trend UK	CNS Trend NC	CNS-U Plus LCD UK	CON Premium U	CND	CK Trend LCD	CK 20 Premium	SHF	SHS	BHE
	236559 (0.5 kW) 236560 (0.75 kW) 236561 (1.0 kW) 236562 (1.5 kW) 236563 (2.0 kW) 236564 (2.5 kW) 236565 (3.0 kW)	202001 (0.5 kW) 202002 (0.75 kW) 202003 (1.0 kW) 202004 (1.5 kW) 202005 (2.0 kW)	205867 (0.5 kW) 205868 (0.75 kW) 205869 (1.0 kW) 205870 (1.5 kW) 205871 (2.0 kW) 205872 (2.5 kW) 205873 (3.0 kW)	201278 (0.5 kW) 200268 (1.0 kW) 200269 (1.5 kW) 200270 (2.0 kW) 200276 (3.0 kW)	234813 (0.75 kW) 234814 (1.0 kW) 234815 (1.5 kW) 234816 (2.0 kW)	236653 (2.0 kW)	237835 (2.0 kW)	200175 (2 kW) 200176 (3.0 kW) 200177 (4.0 kW) 200178 (5.0 kW) 200179 (6.0 kW) 200180 (7.0 kW)	200181 (1.2 kW) 200182 (1.8 kW) 200183 (2.4 kW) 200184 (3.0 kW) 200185 (3.6 kW) 200186 (4.2 kW) 200187 (4.8 kW)	239141 (0.5 kW) 238713 (0.75 kW) 238714 (1.0 kW) 238715 (1.75 kW)
Metal casing Plastic casing	■ -	■ -	■ -	■ -	■ -	- ■	■ -	■ -	■ -	■ -
Wall mounted Floor mounted	■ -	■ -	■ -	■ -	■ -	■ -	■ -	- ■	■ ■	■ -
Motion sensor	-	-	-	-	■	-	-	-	-	-
Consumption indicator	-	-	-	-	■	-	-	-	-	-
Silent mode	-	-	-	-	-	-	■	-	-	-
Lot 20 compliant, energy saving controls	■	■	■	■	■	■	■	■	■	■
Landlord controlled settings	-	■	-	-	-	-	■	-	-	-
Power supply	1/N/PE - 240 V	1/N/PE - 240 V	1/N/PE - 240 V	1/N/PE - 230 V	1/N/PE - 230 V	1/N - 230 V	1/N - 230 V	1/N/PE, 3/N/PE	1/N/PE, 3/N/PE	1/N - 230 V
IP Rating	IP 24	IP 24	IP 24	IP 24	IP 24	IP 24	IP 24			IP 24
Protection class	I	I	I	I	II	II	I			II
Rated current A	2.1, 3.1, 4.2, 6.3, 8.3 10.4, 12.5	2.1, 3.1, 4.2, 6.3, 8.3	2.1, 3.1, 4.2, 6.3, 8.3 10.4, 12.5	2.2, 4.3, 6.5, 8.7, 13	3.3, 4.3, 6.5, 8.7	8.7	8.7	2.9, 4.3, 5.8, 7.2 8.7, 10.1	1.7, 2.6, 3.5, 4.3 5.2, 6.1, 7.0	2.2, 3.3, 4.4, 7.6
HHR models	-	-	-	-	-	-	-	200175/200176	200183/200184/200185	-
Height	mm 450	450	450	470	504	470	400	650	546	1090, 1590, 1830, 1590
Width	mm 348, 426, 426, 582 738, 894, 1050	348, 426, 426, 582, 738	348, 426, 426, 582 738, 894, 1050	345, 470, 625, 780, 1090	675, 790, 1010, 1240	345	275	605,780, 955, 1130 1305, 1480	580,741, 902, 1063 1224, 1385, 1546	500, 500, 550, 500
Depth	mm 100	100	100	126	120	126	131	275	218	117, 117, 117, 130
Weight (incl. bricks for storage heaters)	kg 4.0, 4.6, 4.6, 6.0 7.7, 9.2, 10.9	4.0, 4.6, 4.6, 6.0, 7.7	4.0, 4.6, 4.6, 6.0 7.7, 9.2, 10.9	4.3, 5.9, 7.5, 9.3, 12.6	6.7, 7.7, 9.7, 11.5	5.3	2.5	116, 169, 220, 266 316, 373	74, 106, 138, 169 201, 233, 265	12, 19, 23, 20

Which room heater? Our guide to our full range.

AREA	SUITABLE RANGES				
 <p>BATH OR SHOWER ROOM / WC</p>	 <p>BHE PLUS</p>	 <p>CK 20 TREND LCD</p>	 <p>CK 20 PREMIUM</p>		
 <p>LIVING</p>	 <p>CNS TREND</p>	 <p>CNS-U PLUS LCD UK</p>	 <p>CON PREMIUM</p>	 <p>CND</p>	 <p>SHS/SHF</p>
 <p>BEDROOM</p>	 <p>CNS TREND</p>	 <p>CNS-U PLUS LCD UK</p>	 <p>CON PREMIUM</p>	 <p>CND</p>	
 <p>WHERE LANDLORD PAYS THE BILL</p>	 <p>CNS NC</p>				
 <p>OCCASIONAL USE / PLANT ROOMS</p>	 <p>CK 20 PREMIUM</p>	 <p>CK 20 TREND LCD</p>	 <p>CNS TREND</p>		

KEY

- › **BHE Plus**** - Lot 20 compliant towel-rail heater
- › **CK 20 Premium*** - Where you want a premium rapid fan heater with silent mode.
- › **CK 20 Trend LCD**** - Fast response fan heater when you want an affordable option that will heat an area with maximum speed.
- › **CNS TREND*** - An affordable, robust panel heater solution.
- › **CNS-U Plus LCD UK*** - A next level panel heater with enhanced aesthetics & simple LCD controls.
- › **CNS NC*** - Has time and temperature settings controlled by a landlord control with a timed boost option for tenants.
- › **CON PREMIUM*** - Premium build quality and aesthetics.
- › **CND**** - The added luxury of a radiant element of heat (can be particularly valuable for comfort in older properties where surfaces can be cold to touch).
- › **SHS/SHF** - Choose wall or floor mounted storage heaters where you want to take advantage of off-peak electricity.

*Splashproof IP 24, protection class I, **Splashproof IP 24, protection class II.

What size heater do I need?

Sizing heaters depends on the thermal values of the room and other factors such as ceiling height, air change rates, the local external temperatures and the desired internal temperatures and response times. We recommend you contact us with details of room sizes and U values or age-of-building information once you have selected the type of heater desired.

To get a quick estimate of the size convector or fan heater you need*:

1. Measure the size of your room in square metres
2. Select the required watts per square metre based on the age of your building below
3. Multiply the final figure by 1.3 to get a rough estimate of what wattage you require

*Do not apply this method to storage heaters.

AGE OF BUILDING	WATTS PER SQM
2006 onward	45
2002-2005 onwards	48
1995-2001	64
Before 1995	135

For more detail on the wider range go to:
www.stiebel-eltron.co.uk/heaters