






Product Comparison | Instantaneous Water Heaters

STIEBEL ELTRON

Product Category	Comfort Instantaneous Water Heaters		Compact Instantaneous Water Heaters		Mini Instantaneous Water Heaters
					
	PREMIUM	PLUS	PREMIUM		PREMIUM
Product Type	DHE	DHB-E LCD	DCE-X Premium	DCE-S Premium	DEM
	204284 (18/21/24 kW) 204285 (27 kW)	203866 (18/21/24 kW) 203865 (27 kW)	238158 (7.2/9.6 kW) 238159 (12/14.3 kW)	238153 (7.2/9.6 kW) 238154 (12/14.3 kW)	236584 (3.8 kW) 236462 (4.8 kW) 236463 (6.2 kW)
Application Shower Bath Sink Basin	■ ■ ■ ■	■ ■ ■ ■	■ - ■ ■ ¹⁾	■ - ■ ■ ¹⁾	- - - ■
Control concept: 4i technology 3i technology	■ -	- ■	■ -	- ■	
Domestic hot water comfort (reaching the required temperature)	Constant precise temperature	Accurate temperature right up to its output limit	Constant precise temperature	Accurate temperature right up to its output limit	Accurate temperature right up to its output limit
Temperature selection	°C Variable, 20–60 °C	Variable, 30–60 °C	Variable, 20–60 °C	Variable, 20–60 °C	Variable, 30–50 °C
Operation and display	Multifunction display + Rotary selector	LCD display + Rotary selector	Multifunction display + Rotary selector	Rotary selector	None
Temperature memory function	■		■		
Selectable rated output	■	■	■	■	■
Suitable for preheated water	■	■	■	■	■
Anti-scalding protection Childproofing function	■ ■	■ -	■ ■	■ -	■ -
Air detection for operational reliability	■	■	■	■	■
Under sink installation Over sink installation	■ ■	■ ■	■ ■	■ ■	n
Energy efficiency class	A	A	A	A	■
Rated output (kW)	18/21/24; 27	18/21/24; 27	7.2/9.6; 12/14.3	7.2/9.6; 12/14.3	3.8; 4.8; 6.2
Electrical connection	3 phase (400 V)	3 phase (400 V)	Single phase (240 V)	Single phase (240 V)	Single phase (240 V)
Rated current (A)	29/33/35; 39	29/33/35; 39	30/40; 50; 59.5	30/40; 50; 59.5	15.8; 20.0; 25.8
Fuse protection (A)	(A) 32/32/35; 40	20; 32/32/35; 40	30/40; 50/60	30/40; 50/60	16; 20; 32
On (l/min)	2.5	2.5	1.3	1.3	1.5; 1.8; 2.2
Domestic hot water delivery, increase in water temperature of 28 °C (l/min)	9.2/10.7/12.3; 13.8	9.2/10.7/12.3; 13.8	3.4/4.5; 6.1/7.3	3.4/4.5; 6.1/7.3	1.9; 2.5; 3.2
Heating system	Bare wire	Bare wire	Bare wire	Bare wire	Bare wire
IP rating	25	25	25 ²⁾	25	25
Height/Width/Depth (mm)	478/225/105	478/225/105	372/217/109	372/217/109	143/190/82

1) Sink 10/12KW only where endless supply is more important than flow

2) IP 25 Guaranteed only if appropriate cable grommets and O-rings are fitted on the twin pipe connections (see installation manual)

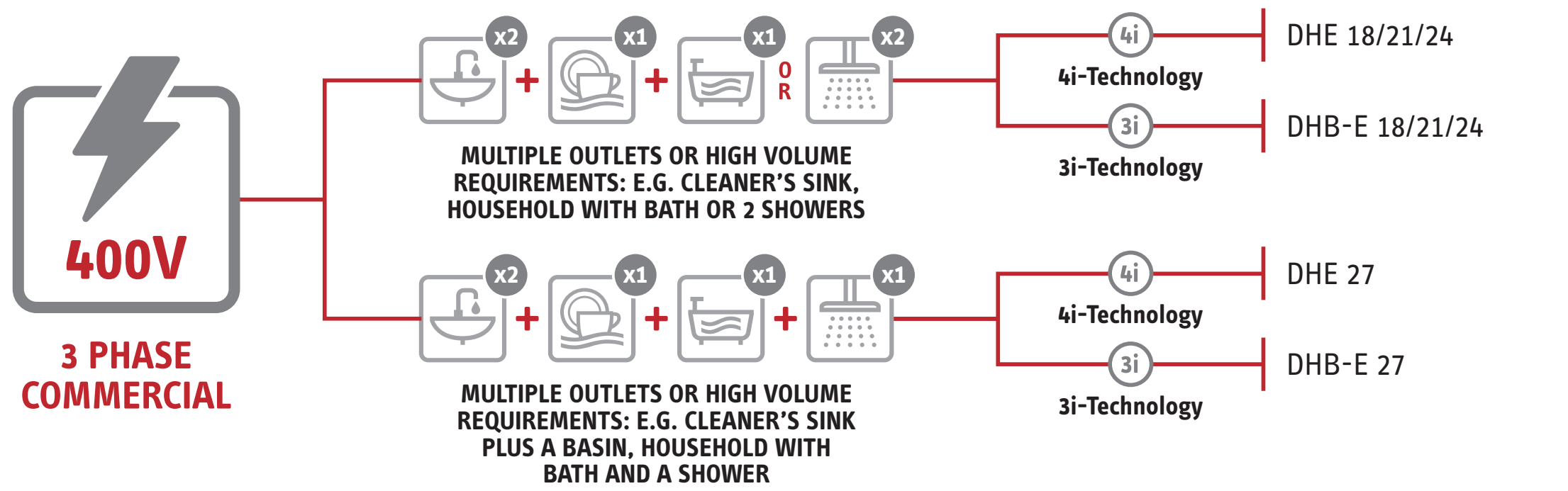
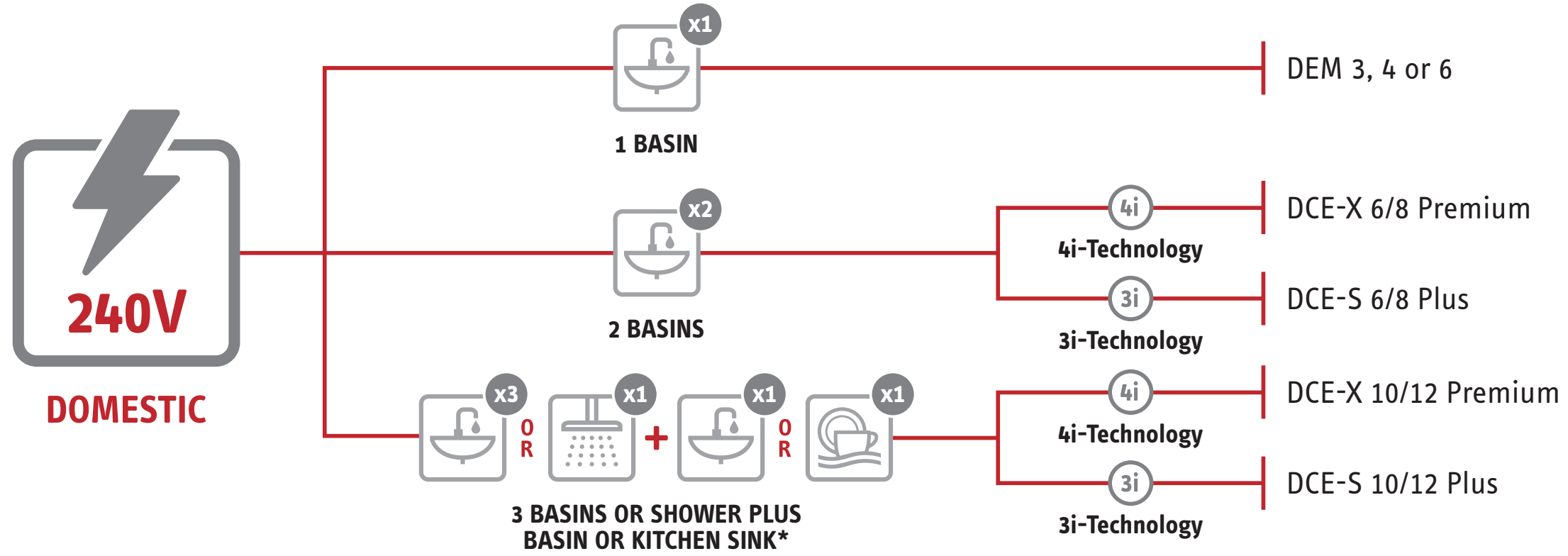
Which instant water heater?



SENSOR TAP KITS AVAILABLE FOR WASHROOM BUNDLES WITH DEM & DCE PRODUCTS

STIEBEL ELTRON

Comfort through Technology



4i-Technology equals premium convenience levels.

> The appliance ensures accurate temperature delivery at all times, without fluctuations, and achieves maximum efficiency.

3i-Technology means high DHW convenience.

> The appliance maintains a constant and precise DHW temperature right up to the output limit with very high efficiency.

*Note: 12kW single phase heaters can supply a kitchen sink where it is understood that endless supply is more important than fast flow.