

# CND 200

CONVECTORS

PRODUCT-NO.: 234816

## Treat yourself to warmth twice over

With this product, the warmth reaches you in more ways than one. Since two heating systems are integrated in this direct heating appliance, it not only radiates cosy warmth, but also convects it via the indoor air. As a result, you enjoy a pleasant and comfortable room temperature. The appliance's elegant design ensures that it blends in perfectly with your living environment.

**Convenient energy savings** Easily set your preferred temperature on the appliance and benefit from greater savings: the wall mounted duo convector automatically lowers the temperature when you leave the room. If you open the windows to let fresh air in, the heater switches off automatically.

## The main features

Wall mounted duo convector – ideal as an auxiliary heater or interim heater in spring/autumn

Even, pleasant room air heating

Modern and high grade design


Operating controls with illuminated LCD screen

Weekly timer, frost protection and open window detection

Electronic control unit with presence detection

ON/OFF switch and overheating protection

Permanent connection with FIL control core




**CND 75**

Product-No.: 234813



**CND 100**

Product-No.: 234814



**CND 150**


Product-No.: 234815



Type	CND 75	CND 100	CND 150
Part no.	234813	234814	234815

### Technical data

Power supply	1/N ~ 230 V	1/N ~ 230 V	1/N ~ 230 V
Rated voltage	230 V	230 V	230 V
Rated current	3,3 A	4,3 A	6,5 A
Connected load	0,75 kW	1 kW	1,5 kW
IP rating	IP24	IP24	IP24
Protection class	II	II	II
Colour	white	white	white
Setting range	10 - 30 °C	10 - 30 °C	10 - 30 °C
Height	504 mm	504 mm	504 mm
Width	675 mm	790 mm	1010 mm
Depth	120 mm	120 mm	120 mm
Weight	6.70 kg	7.70 kg	9.70 kg



Type	CND 200
Part no.	234816

### Technical data

Power supply	1/N ~ 230 V
Rated voltage	230 V
Rated current	8,7 A
Connected load	2 kW
IP rating	IP24
Protection class	II
Colour	white
Setting range	10 - 30 °C
Height	504 mm
Width	1240 mm
Depth	120 mm
Weight	11.50 kg

Depth including wall mounting bracket

---

## **Contact information**

Do you have additional questions? Then please do not hesitate to contact us, we would be only too happy to help:

Call 0151 346 2300

Or send an e-mail to

[sales@stiebel-eltron.co.uk](mailto:sales@stiebel-eltron.co.uk)

Only a qualified contractor should carry out the installation, commissioning, maintenance and repair of this appliance. Where applicable and prior to installation the electricity and/or water utility companies should be notified of your intention to install the product.