





















HPA-0 13.2 W Plus HC 400






AIR SOURCE HEAT PUMPS

PRODUCT-NO.: 208435

Recommended accessories

Article	Part no.	Type	Description
	207734	<u>AGC-CW.1</u>	Floor bracket casing set (white)
	207894	<u>AHP-BS.1</u>	Ball siphon
	207723	<u>AHP-CS.1</u>	Crossover lifting straps
	207736	<u>AHP-CW.1</u>	Casing for the feet of a heat pump
	207738	<u>AHP-DS 0.8</u>	Sound attenuation base
	207731	<u>AHP-DT.1</u>	Condensate pan
	207724	<u>AHP-FH 25-0.4</u>	Downward connection set
	207732	<u>AHP-GC.1</u>	Floor bracket
	207737	<u>AHP-SC.1</u>	T-support

	207712	<u>AHP-SW.1</u>	Cover (white)
	207730	<u>AHP-TW 420</u>	Telescopic casing (white)
	207710	<u>AHP-TW 710</u>	Telescopic casing (white)
	207891	<u>AHP-WM.1</u>	Wall mounting bracket
	207715	<u>AHP-WO.1</u>	Wall outlet above ground
	207716	<u>AHP-WU.1</u>	Wall outlet
	207717	<u>AHP-WU.2</u>	Wall outlet
	208682	<u>AHP-WW.3</u>	Wind protection for heat pump installations in open spaces (white)
	207721	<u>AHS-SI 200</u>	Sealing insert for combination with the hose assemblies
	207893	<u>AWM-CW.1</u>	Wall mounting bracket casing set (white)
	207720	<u>AWU-HS 10</u>	Hose assembly

	207718	<u>AWU-HS 2.5</u>	Hose assembly
	207719	<u>AWU-HS 5</u>	Hose assembly
	206780	<u>ISG Connect</u>	Internet Service Gateway with SG Ready and §14a Compatibility
	208702	<u>WK 3</u>	Wall mounting bracket
	208668	<u>AHP-PS.1</u>	Sludge separator

Contact information

Do you have additional questions? Then please do not hesitate to contact us, we would be only too happy to help:

Call 0151 346 2300

Or send an e-mail to

sales@stiebel-eltron.co.uk

Only a qualified contractor should carry out the installation, commissioning, maintenance and repair of this appliance.

Where applicable and prior to installation the electricity and/or water utility companies should be notified of your intention to install the product.