


FTM 150 B

UNDERFLOOR HEATING SYSTEM

PRODUCT-NO.: 234548

The thermofloor FTM B heating mat is particularly easy to incorporate into designs and install. It is suitable for use as a booster heater in both new build and renovation projects. The width of the heating mat enables it to be used in small guest toilets as well as for larger areas such as recreational rooms, or in front of working areas in kitchens. The mat can also be laid inside safety zone 2 (30 mA RCD required). The heating output ensures a short heat-up time and a pleasant floor temperature. The very thin heating mat is laid beneath the floor covering. The heating conductor is sewn onto the support mat. This guarantees consistent heating conductor spacing and simplifies laying.



The main features

Output: 150 W for short heat-up time

Installed height only approx. 4 mm




Only one connecting cable (5 m long)

Self-adhesive fabric mesh, heat conductor attached with adhesive strips

Quick and easy to install


Even temperature distribution across the floor

Heat conductor spacing ≤ 9 cm




| Type | FTM 750 B | FTM 150 B | FTM 225 B |
|------------------|------------------|------------------|--------------------|
| Part no. | 234554 | 234548 | 234549 |
| Connected load | 750 W | 135 W | 225 W |
| Power connection | 1/N/PE~230 V | 1/N/PE~230 V | 1/N/PE~230 V |
| Length | 10 m | 2 m | 3 m |
| Surface | 5 m ² | 1 m ² | 1,5 m ² |

Technical data



| Type | FTM 300 B | FTM 375 B | FTM 450 B |
|------------------|------------------|--------------------|------------------|
| Part no. | 234550 | 234551 | 234552 |
| Connected load | 300 W | 375 W | 470 W |
| Power connection | 1/N/PE~230 V | 1/N/PE~230 V | 1/N/PE~230 V |
| Length | 4 m | 5 m | 6 m |
| Surface | 2 m ² | 2,5 m ² | 3 m ² |

Technical data



| Type | FTM 600 B | FTM 900 B | FTM 1050 B |
|------------------|------------------|------------------|------------------|
| Part no. | 234553 | 234555 | 234556 |
| Connected load | 600 W | 930 W | 1040 W |
| Power connection | 1/N/PE~230 V | 1/N/PE~230 V | 1/N/PE~230 V |
| Length | 8 m | 12 m | 14 m |
| Surface | 4 m ² | 6 m ² | 7 m ² |

Technical data

Contact information

Do you have additional questions? Then please do not hesitate to contact us, we would be only too happy to help:

Call 0151 346 2300

Or send an e-mail to

sales@stiebel-eltron.co.uk

Only a qualified contractor should carry out the installation, commissioning, maintenance and repair of this appliance. Where applicable and prior to installation the electricity and/or water utility companies should be notified of your intention to install the product.